
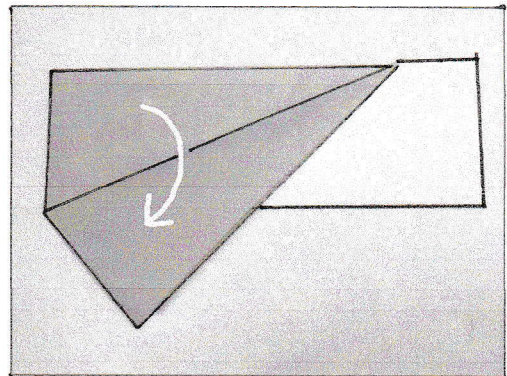


みんなに人気のイカ紙飛行機の作り方

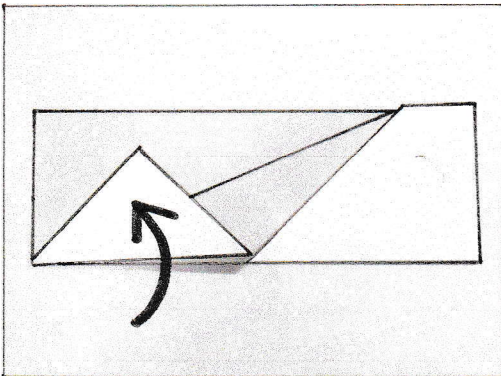
①折り紙を半分に折り(長方形の折り紙)



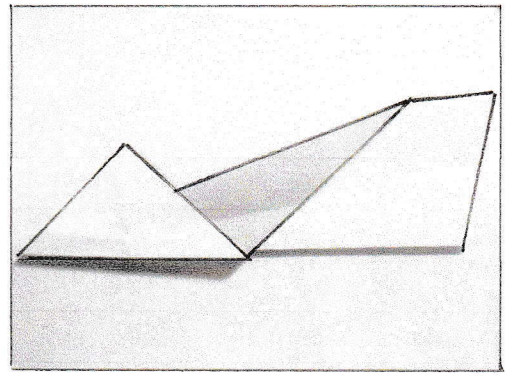
②片方を開きながら折る



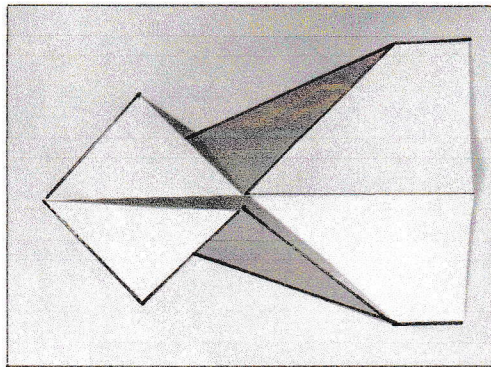
③折った先を折り返す




④反対側も折り返す




⑤広げて



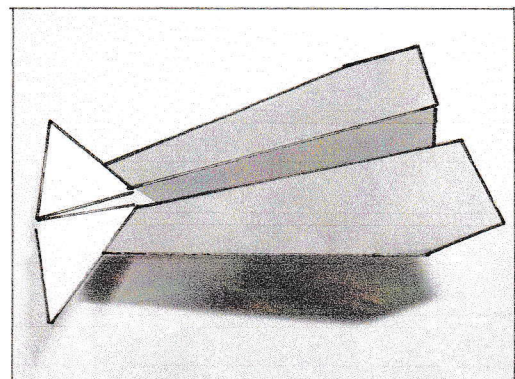
⑥頭の部分を折る



⑦半分に折る



⑧下辺に合わせて翼を折る 完成!



おしりをふりふり飛ぶのが面白い!
シニアサークル「男の囲炉裏端」の会 分科会「モノづくりクラブ」